

Acorn Class Newsletter

Welcome to term 3!

The children have settled back into class well and were very excited to tell us all about their Christmas break. You have all been very busy!




Curriculum information



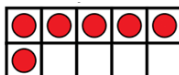
Please do add things to your child's portfolio as the children really enjoy sharing this with the staff and their friends in school. Also a great way to practise speaking and listening skills.

Our topic in term 3 is 'Amazing animals'



In **Understanding of the World**, the children will begin to explore the similarities and differences between various animals; sorting them into simple categories according to different features. The children will also learn about their habitats and how animals need to be cared for. They will begin to describe the life cycle of familiar animals and learn about the past when exploring dinosaurs. We will also learn lots of animal songs in **Expressive Art and Design** and explore the artist Henri Rousseau and his painting – Tiger in a Tropical Storm 'Surprised'. In **Literacy**, the children will continue to develop their Phonic knowledge by moving on to Phase 3 and learning new digraphs and then using the sounds they know in both reading and writing. We encourage all children to 'have a go' at writing and ascribe meaning to their marks. We celebrate all attempts and levels of writing at this stage. The children will have the opportunity to write about their pets and simple animal facts. Handwriting will also become a main focus this term.

In **maths**, we will be continuing to master a secure understanding of numbers to 6 and beyond. We will continue to practise subitising fluently as part of our maths starters. Using practical resources, the children will learn to find a total, one more and one less. They will begin to use a five and ten frame to represent numbers in different ways and to complete simple addition and subtraction.



Key Questions this term:

- What am I called?
- Which animal family do I belong to?
- Which country do I originate from?
- Where do I live?
- What is my habitat?
- Why do I have fur, feathers or scales?
- What is my young called?
- How do we care for animals?



Good links to explore our theme

Farm

<https://www.bbc.co.uk/iplayer/episodes/b0798kz4/down-on-the-farm>

Andy's Adventures

<https://www.bbc.co.uk/cbeebies/search?q=cbeebies+Andy%27s+animal+adventures&page=2>

Maybe head to the library too!

Clothing

Please ensure all clothing is labelled with your child's name; including hats and scarves.

Please help your child to be independent in recognising their own belongings and trying to dress and undress with less support.



P.E is on Tuesday

Next term we will continue P.E. in the hall

Please could you ensure your child comes to school in appropriate P.E kit on these days. This should include white t-shirt, dark shorts, leggings or jogging bottoms.

Please remove/cover earrings on these

Reading


In Reception, we will continue to use phonetically decodable reading books. This means the books are linked to your child's developing phonic knowledge based on our assessments. The children should be able to use the sounds that they know to decode simple words independently. We will continue to send home a 'reading' book each week and also a 'share' book that you can read to your child to help develop their love of reading, which is equally important. Please do not worry if your child comes home with a book they have already had; practising and rehearsing a book until they are secure in blending the words independently and fluently is important. We will have practised the book in school first so your child should be familiar with it. Please ensure the children bring in their reading and yellow contact book every day as this term we will be doing extra reading interventions for some children.

Reception Knowledge Organiser

This term our theme will be 'Amazing animals' We have selected this theme because dinosaurs, animals and mini-beasts seem to be particular favourites during our play to learn time. We also wanted to take this opportunity to give the children a space to use their developing communication and language to talk about familiar animals in their home. We would love to hear about the pets that the children have at home so please do post pictures on DOJO.



We are hoping to have a visit from the guide dogs association this term; who will bring some working dogs into school and discuss the work the charity too. As a class we hope to raise a small amount of money to present the volunteers with a donation for the charity. We hope you will support us.



Does anybody have any links/contacts with a vet , pet shop, Farmer etc? Please do get in touch!

In the next few weeks, we are going to be learning about different species of animals; their habitats and how they are cared for. In drawing club, we are looking forward to learning new vocabulary and reading new stories, such as;



Fun fact: fun facts about giraffes chibird

(if you say it aloud, it kinda rhymes)

can sleep standing up
18 ft.

their tongues are 18-20 in. long

can moo, hiss, roar + whistle

me (eff-)

longest land mammal tail

(first pic was a misrepresentation)

their tongues are black-blue

it's time to talk

Key Vocabulary this term

Communication and Language is a priority area in Early Years and we encourage you to take every opportunity to engage in dialogue with your child.

Our Key topic words are:

- Pet
- Vet
- Farm/Safari/Aquatic
- Farm animal names
- Safari animal names
- Sea creatures names
- Dinosaur names
- Habitat
- Carnivore/Herbivore

Ideas for home learning this term:

- Reading—lots of reading and sharing books! Share an information book about 'animals' with a member of your family.
- Visit a pet shop or farm—Watch 'Down on the farm' on CBeebies
<https://www.bbc.co.uk/iplayer/episodes/b0798kz4/down-on-the-farm>
- Make an animal from Playdough
- Go on a minibeast hunt around your garden
- Make an animal home/cage from boxes or cartons around the house.
- Paint an animal picture or make an animal mask!
- What would be your dream pet? Draw a picture and write a sentence.
Challenge: Can you use finger spaces between your words?

Please post any extra home learning on DOJO so we can share with your friends and reward with a special sticker.