

Acorn Class Newsletter

Well done Acorn Class!

Term 3 was a busy one and Term 4 is set to be just as busy!

I can't quite believe that the children are halfway through their first school year!




Curriculum information



Please do add things to your child's portfolio as the children really enjoy sharing this with the staff and their friends in school.



Our topic in term 4 is 'The Great Outdoors'



In **Understanding of the World**, the children will begin to explore the great outdoors by firstly investigating the different plants and flowers that grow around our school and then will get the opportunity to plant their own seeds and watch them grow. As we begin to talk about the change in season, the children will also learn about life cycles and we look forward to welcoming live caterpillars into class!

We will also learn lots of songs in **Expressive Art and Design** and explore the artists Vincent Van Gogh— Sunflowers and Henri Matisse – The Snail

In **Literacy**, the children will continue to develop their Phonic knowledge by consolidating Phase 3. This term the children learn no new phonemes or tricky words but instead review and read words with the phase 3 digraphs; this includes longer compound words. We will be focussing on writing this term and encouraging the children to write independently. The children will have the opportunity to write lists, labels and captions as well as longer sentences. Handwriting will also remain a focus this term.

In **maths** this term, we will be continuing to master a secure understanding of numbers to 10 and beyond. We will be counting to find a total, one more and one less and using a ten frame and part whole model to represent numbers in different ways and to complete simple addition and subtraction.

In **RE**, we will be exploring the question 'Why do Christians put a cross in an Easter garden?' We will also learn about Eid al-fitr, one of the major holidays celebrated by Muslims and commemorates the end of Ramadan.

Key Questions this term:

What is the season?

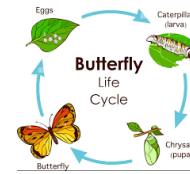
What is a plant?

What do plants need to grow?

What is an insect?

What is a habitat?

What is a life cycle?



This term we will be holding our first 'stay and play' sessions where you will be able to come and spend time working alongside your child in class.

Further information to follow but please note this will only be 1 adult per child and no younger siblings.

Clothing

Please ensure all clothing is labelled with your child's name; especially jumpers and cardigans.

Toys

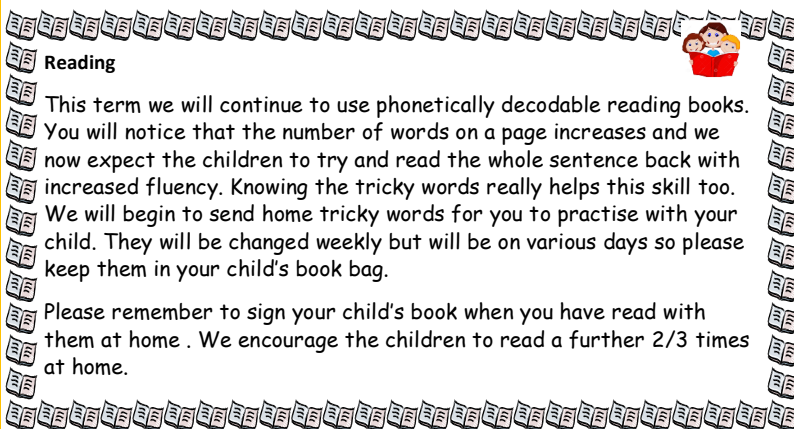
Please can we ask that the children leave personal toys at home.



P.E is on Tuesday

Please could you ensure your child comes to school in appropriate P.E kit on these days. This should include white t-shirt, dark shorts, leggings or jogging bottoms.

Please remove earrings on these days.



Reading

This term we will continue to use phonetically decodable reading books. You will notice that the number of words on a page increases and we now expect the children to try and read the whole sentence back with increased fluency. Knowing the tricky words really helps this skill too. We will begin to send home tricky words for you to practise with your child. They will be changed weekly but will be on various days so please keep them in your child's book bag.

Please remember to sign your child's book when you have read with them at home. We encourage the children to read a further 2/3 times at home.

Donations

This term we are looking for donations of seeds, bulbs, compost and pots. We would also love to develop our outside area too so if you are able to source cable reels, pallets, logs, planks of wood, tyres, guttering or piping then please do get in touch!






'The Great Outdoors'

This term our theme will be 'The Great Outdoors' We have selected this theme because the children just love being outside and as our timetable demands increase we need to take every opportunity to put on our wellies and go exploring!

Does anybody have any links/ contacts with a local farm where we may be able to go and see signs of spring in real life! Please do get in touch!



In the next few weeks, we are going to be learning about different insects, plants and flowers. We are looking forward to reading new stories in drawing club, such as;



Also lots of Non-Fiction texts too.



A QUIRKY FACT TO SHARE WITH YOUR CLASS

Caterpillars breathe through little holes on the sides of their bodies called spiracles, not through its mouth. The mouth and strong jaws, called mandibles are just for chewing their food!



treetopdisplays

Key Vocabulary this term

Communication and Language is a priority area in Early Years and we encourage you to take every opportunity to engage in dialogue with your child.

Our key topic words are:

- Habitat
- Insect
- Lifecycle
- Identify
- Classify
- Plant
- Flower
- Growth

Ideas for home learning this term:

- Reading—lots of reading and sharing books! Share an information book about 'minibeasts' or 'flowers' with a member of your family.
- Grow your own flower — Can you track and measure its size?
- Make a mini beast from Playdough
- Go on a minibeast hunt around your garden
- Make the Giant's castle using junk modelling
- Create your own life-cycle
- What would your dream garden be like? create a map of your dream garden and add labels?



Can you



Please post any extra home learning on DOJO so we can share with your friends and reward with a special sticker.


























Please help your child to continue to practise the phase 3 tricky words.

Also to use the sound mat to practise writing smaller words independently.















(sat, tap, pen, net, man, dog, got, can, red, hat, box, fox, van, win, yes)

Grapheme mat

Phases 2 and 3

 s ss	 t tt	 p pp	 n nn	 m mm	 d dd	 g gg	 c ck cc	 r rr
 h	 b bb	 f ff	 l ll	 j	 v vv	 w	 x	 y
 z zz s	 qu	 ch	 sh	 th	 ng	 nk		

 a	 e	 i	 o	 u
--	--	--	--	--

 ai	 ee	 igh	 oa	 oo	 oo	 ar
 or	 ur	 er	 ow	 oi	 ear	 air

are

my

sure

was

by

pure

you

all

they