






Enquiry Skills Progression and End Points 2023-24


Understanding the World – EYFS


https://newingtoncep-my.sharepoint.com/:w/g/person/natasha_squillaci-harmse_lower-halstow_kent_sch_uk/EfcMWpalVhFHifNTdHvRTqwBlr-6BfoYAi4-VlKwOlwzvw?e=4%3aCvrwBd&fromShare=true&at=9

Scientific Enquiry Skill	Year Group	End Point
Testing 	EYFS	<ul style="list-style-type: none">To make sense and increase knowledge of the physical world (seasons)
	KS1	<ul style="list-style-type: none">Performing simple tests.
	LKS2	<ul style="list-style-type: none">Asking relevant question and using different types of scientific enquiries to answer them.Setting up simple, practical enquiries, comparative and fair tests.Using results to draw simple conclusions, make predications for new values, suggest improvements and raise further questions.
	UPKS2	<ul style="list-style-type: none">Planning different types of scientific enquiries to answer questions, including recognising and controlling variables where necessary.

Skill	Year Group	End Point
Identify & Classify. 	EYFS	<ul style="list-style-type: none"> To make sense and increase knowledge of the physical world.
	KS1	<ul style="list-style-type: none"> Identifying and classifying – practically, collaboratively.
	LKS2	<ul style="list-style-type: none"> Gathering, recording, classifying and presenting data in a variety of ways to help in answering questions (tables, labelling, simple diagrams).
	UPKS2	Gathering, recording, classifying and presenting data in a variety of ways to help in answering questions (tables, labelling, diagrams, Venn diagrams, branching database).

Skill	Year Group	End Point
Observation Over Time 	EYFS	<ul style="list-style-type: none"> Observing the changing seasons and lifecycles (butterflies).
	KS1	<ul style="list-style-type: none"> Observing closely, using simple equipment (measuring plants growing, tadpoles).
	LKS2	<ul style="list-style-type: none"> Making systematic and careful observations and, where appropriate, taking accurate measurements using standard units, using a range of equipment, including thermometers, rulers and data loggers (thermometers).
	UPKS2	<ul style="list-style-type: none"> Taking measurements, using a range of scientific equipment with increasing accuracy and precision, taking repeat readings when appropriate (stop watches).

Skill	Year Group	End Point
Pattern Seeking 	EYFS	<ul style="list-style-type: none"> Explore the natural world around them (seasons, weather, animals).
	KS1	<ul style="list-style-type: none"> Gathering and recording data to help in answering questions.
	LKS2	<ul style="list-style-type: none"> Identify differences, similarities or changes related to simple scientific ideas and processes.
	UPKS2	<ul style="list-style-type: none"> Using test results to make predications to set up further comparative and fair tests.

Skill	Year Group	End Point
Research and Communication 	EYFS	<ul style="list-style-type: none"> • Enrich and widen vocabulary
	KS1	<ul style="list-style-type: none"> • Ask simple questions and recognise that they can be answered in different ways. • Using their observations and ideas to suggest answers to questions (pupil voice, practical).
	LKS2	<ul style="list-style-type: none"> • Using straight forward scientific evidence to answer questions or to support their findings. • Record findings using simple scientific language, for example labelled diagrams and drawings, bar charts, tables and keys. • Reporting on findings from enquiries, including oral and written explanations, displays or presentations of results and conclusions.
	UPKS2	<ul style="list-style-type: none"> • Identify scientific evidence that has been used to support of refute ideas or arguments. • Recording data and results of increasing complexity using scientific diagrams and labels, classification keys, tables, scatter graphs, line and bar graphs. • Reporting and presenting findings from enquiries (including conclusions, causal

		relationships and explanations of and a degree of trust in results) in oral and written forms such as displays and other presentations.
--	--	---